



## AMPK $\alpha$ 1 Monoclonal Antibody

Cat #: ABM0072

Size: 100 $\mu$ l

### Product Information

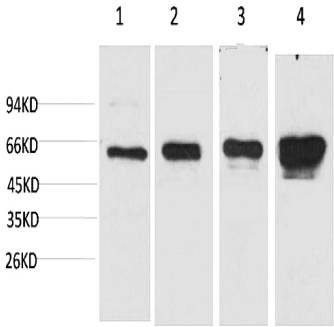
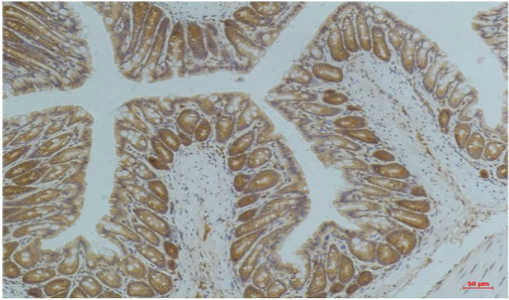
	<b>Product Name:</b> AMPK $\alpha$ 1 Monoclonal Antibody		
	<b>Applications:</b> WB, IHC-P		<b>Isotype:</b> Mouse IgG1
	<b>Reactivity:</b> Human, Mouse, Rat		
<b>REF</b>	<b>Catalog Number:</b> ABM0072	<b>LOT</b>	<b>Lot Number:</b> Refer to product label
	<b>Formulation:</b> Liquid		<b>Concentration:</b> 1 mg/ml
	<b>Storage:</b> Store at -20°C. Avoid repeated freeze / thaw cycles.		<b>Note:</b> Contain sodium azide.

**Background:** The protein encoded by PRKAA1 (protein kinase AMP-activated catalytic subunit alpha 1) belongs to the ser/thr protein kinase family. It is the catalytic subunit of the 5'-prime-AMP-activated protein kinase (AMPK). AMPK is a cellular energy sensor conserved in all eukaryotic cells. The kinase activity of AMPK is activated by the stimuli that increase the cellular AMP/ATP ratio. AMPK regulates the activities of a number of key metabolic enzymes through phosphorylation. It protects cells from stresses that cause ATP depletion by switching off ATP-consuming biosynthetic pathways. Alternatively spliced transcript variants encoding distinct isoforms have been observed.

**Application Notes:** Optimal working dilutions should be determined experimentally by the investigator. Suggested starting dilutions are as follows: WB (1:1000-1:2000), IHC-P (1:50-1:100).

**Storage Buffer:** PBS, pH 7.4, containing 0.02% Sodium Azide as preservative and 50% Glycerol.

**Storage Instructions:** Stable for one year at -20°C from date of shipment. For maximum recovery of product, centrifuge the original vial after thawing and prior to removing the cap. Aliquot to avoid repeated freezing and thawing.

	<p>Fig.1. Western blot analysis of 1) Hela, 2) 293T, 3) 3T3, 4) PC12 with AMPK a1 Mouse mAb diluted at 1:2000.</p>
	<p>Fig.2. Immunohistochemical analysis of paraffin-embedded Mouse Colon Tissue using AMPK a1 Mouse mAb diluted at 1:200.</p>

**Note:** The product listed herein is for research use only and is not intended for use in human or clinical diagnosis. Suggested applications of our products are not recommendations to use our products in violation of any patent or as a license. We cannot be responsible for patent infringements or other violations that may occur with the use of this product.